


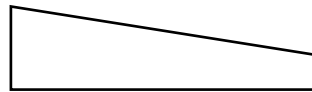
# Patterns of Nature

---

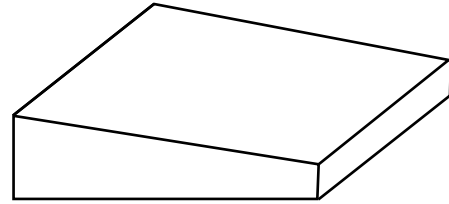
**Wedge Series** -- Each module is 14" square and slants from 3" to 1"  
Etched pattern wraps around front and sides of module.



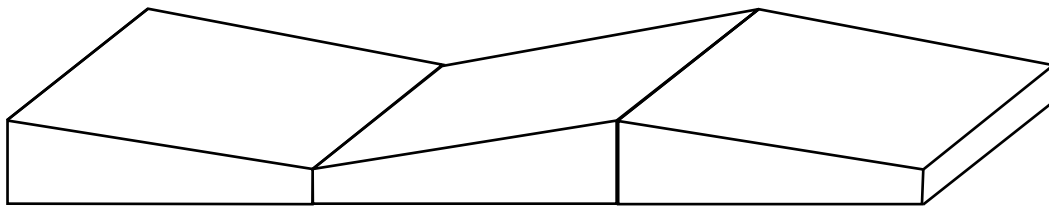
Top view



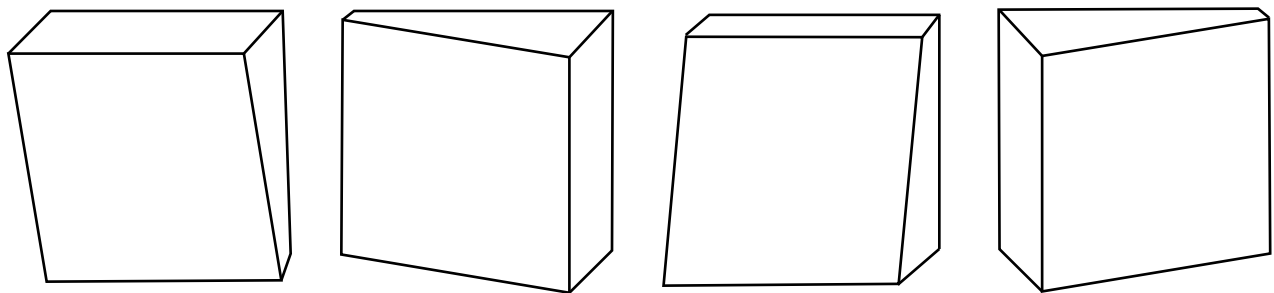
Side view



Isometric view



How they can fit together



Wedge modules can hang separate, slanting up, left, down, and right.  
This gives a sculptural feel with shadows varying from module to module.